

Allen County HamNews

Fort Wayne Radio Club Fort Wayne DX Association

Allen County Amateur Radio Technical Society

September 2023

Volume 24

Issue 9

In this edition:

From the Editor

Page 2

Skywarn Update

Page 3

K9A Special Event Station

Page 4

Little Red Barn Net Update

Page 6

FWRC President's Column

Pages 8

ARES Meeting Highlights

Page 14

SMC Event

Page 15

Foxhunt Chronicles

Page 16

Antenna Resources

Page 18

N8KR's Dipole Installation

Page 21

SKCC News

Page 23

Goodies for Sale

Page 24

And much more!

YEAR OF THE
**SUPERCHARGED
CAR 2023**

SUPER-CHARGED

K9A

AUBURN

WORLD'S GREATEST CLASSIC CAR SHOW & FESTIVAL

WEEK BEFORE LABOR DAY

Hamming It Up With the Editor



August has gone up in smoke; September is here. A few of this month's highlights include...

Last month's **Tailgate Hamfest** was a success. Once again, this annual event offered many great deals and fun opportunities to get caught up with many local hams.

Jay, W9LW provides several Skywarn and ARES updates, including on **severe weather activations** and a new **ARES DMR net**.

The annual **K9A special event station for the Auburn Cord Duesenberg Festival** is live early this month. Check out the neat certificate that you can earn by contacting the station. The festival is a lot of fun too!

Last month's **K9H special event station for the Harvester Homecoming** is completed. See the photos in this edition.

Carl, K9LA provides an update about attending the **Society of Midwest Contesters** event. This might be fun to attend next year.

Are you updating any of your antennas? If so, check out Ken, N8KR's column about **mounting a dipole to a tower** in a novel way.

Speaking of antennas, Jim, AC9EZ includes more **antenna building resources**.

Several pieces of equipment are also available **for sale**.

As noted on the last page of this edition, a series of sessions to help individuals obtain their Technician class license will be held later this fall. Although this is still in the planning phase, this

will involve a several hands-on demonstrations of different aspects of ham radio (satellites, FM repeaters, HF operation, public service events, etc.) and include tutoring sessions to prepare for a VE session. These sessions will be held downtown Fort Wayne and will be open to anyone who is interested. If you or any folks that you know are interested in attending or helping out, please let me know.

Also, the Findlay hamfest is coming up on Sunday, September 10th. I believe that this is the last regional hamfest until the Fort Wayne Hamfest. See the flyer in this edition for more information.

Have a great month!

73,

Josh W9HT

ALLEN COUNTY HAMNEWS

HamNews is a monthly, joint publication of the Fort Wayne Radio Club, the Allen County Amateur Radio Technical Society, and the Fort Wayne DX Association.

Articles are written by members and friends of the three clubs. New submissions for HamNews are always welcome. Please send your information to the editor within two days of the end of the month for inclusion in the next edition.

HamNews Editor
Josh Long, W9HT
drjoshlong (at) gmail.com



Skywarn net activates 5 times in June and July

By Jay Farlow, W9LW, Skywarn net manager

Summer 2023 has been unusually busy for the Allen County Skywarn net, with one activation at the end of June and four more in July.

June 25

On June 25, the net operated in standby mode from 1:30 p.m. to 4:40 p.m. and in directed net mode from 4:40 p.m. to 6:10 p.m., while a tornado watch was in effect for Allen County. Net control stations were KB9WWM and KD9ISV.

The net received one report of cloud rotation, 10 hail reports and one report of wind damage (fallen tree).

During the net, the NWS issued three severe thunderstorm warnings for Allen County.

Net control stations reported that the following stations participated in the net: AB9YA, AC9XS, AC9XU, KB8GAB, KB9JR, KC9ABJ, KC9PVE,

KC9SJP, KD8DOB, KD8GAP, KD9HQI, KD9NYY, KD9NYZ, KD9QHI, KD9QZZ, KD9WMH, KD9YGC, KD9YGZ, N9UKE, W9KMH and W9TSB.

July 2

The net operated in standby mode from 2:17 p.m. to 6:55 p.m. ET on July 2, while a severe thunderstorm watch was in effect for Allen County. Net control stations were W9GGA, KD9ISV and KB9WWM. Neither of the above reported that any other stations checked in.

July 20

On July 20, the net operated in standby mode from 2:45 p.m. to 7:30 p.m., while a severe thunderstorm watch was in effect for Allen County. Net control stations were W9GGA, KB9WWM, W9LW and KD9NYZ.

The net received two reports of estimated wind speed, six hail reports, six reports of wind damage (damaged trees), and one report of measured rainfall.

During the net, the National Weather Service issued one tornado warning and four severe thunderstorm warnings for parts of Allen County.

Net control stations reported that the following stations participated in the net: AB9RZ, AC9XS, AC9XU, KB9DOS, KB9DOT, KB9JR, KB9LOF, KC9PVE, KC9TGG, KD9ISV, KD9NRT, KD9ODP, KD9OKT, KD9RAF, KD9YTZ, N9ADS, N9RAG, N9UKE, NT9F, W9KMH, W9RGM and

WA9BBN.

July 26

The net operated in standby mode from 9:37 p.m. to 11:31 p.m., July 26, while a severe thunderstorm watch was in effect for Allen County. Net control stations were W9LW, KD9NYZ and W9GGA.

Strong thunderstorms that were below severe thunderstorm warning thresholds moved through Allen County during the period. None resulted in any storm spotter reports.

Net control stations reported the following stations checked in: AC9XS, KA9IPA, KC9CGG, KC9SJP, KD8GOB, KD9QHI, KD9RAF, N6VCW, N8KR, W9BGJ and W9KMH.

July 29

On July 29, the net operated in standby mode from 12:01 a.m. until 3:45 a.m., while a severe thunderstorm watch was in effect for Allen County. The net control station was W9GGA.

During that period, the National Weather Service issued four severe thunderstorm warnings for parts of the county, the first of which indicated that a tornado was possible.

The net received two reports of measured rainfall. W9GGA reported that the following stations checked in: AC9XS, KB9OZH, KC8YQL, KC9VRR, KD8GOB, KD9NYZ, KD9QHI, KD9RAF, KD9YGU, NT9F, W9KMH and W9LW.

Several days later, the National

SPECIAL EVENT STATION **K9A**

8/26/23-9/9/23



CONFIRMATION OF QSO
with
Amateur Radio Station

in recognition of contact with
Special Event Station
K9A

The Auburn Cord Duesenberg Festival
Auburn Indiana-Where the Auburn, Cord, Duesenberg
automobiles were Designed and Built

SEE QRZ.COM FOR
MORE INFORMATION.

Weather Service reported that its surveys found evidence that a tornado did EF-1 damage in northwestern Allen County on July 29.

New net control station

Steve Clower, AC9XS has joined the Skywarn net control station corps. Steve is an experienced net control station operator and will be a valuable addition to the Skywarn net. If you are interested in assisting with public safety by serving as a Skywarn net control station operator, contact net manager Jay Farlow, W9LW, w9lw@arrl.net

Phonetic call signs very helpful

During the activations described above, the net manager noted several occasions when stations checked into the net without using call sign phonetics and net control station operators had to request repetitions to correctly log the call signs. Such repetitions waste time during the net, time that is particularly valuable when the net is busy with spotter reports.

The net manager therefore encourages all operators to memorize how to transmit their call signs in the NATO phonetic alphabet, and to transmit their call signs that way every time they identify their stations during Skywarn operations. For example, the net manager would transmit “whiskey nine Lima whiskey.”



Allen County ARES starts DMR Net

The Allen County Amateur Radio Emergency Service has begun experimenting with a new, weekly net on the digital mobile radio (DMR) mode.

The new DMR net starts immediately after the existing ARES net, which begins at 9 p.m. ET every Tuesday on the FWRC 146.94 MHz repeater.

Locally, the DMR net uses the N9MTF DMR repeater, which is located on the roof of Parkview Hospital Randallia on Fort Wayne’s northeast side. The repeater’s frequency is 442.63750 MHz with a +5 MHz offset, as is typical of repeaters on that band. It operates on color code 1.

The net operates on talk group 31001 on time slot one. The Brandmeister website labels talk group 31001 as “Net Talkgroup 1.” It is set aside for any net in the USA that needs a talk group.

Stations that are not within RF range of the repeater but are in range of any other repeater or device on the Brandmeister DMR network, regardless of location, may join the net by dynamically activating Brandmeister talk group 31001 on the repeater or device to which they have access.

The purpose of the net is to give DMR-equipped stations a new opportunity to test their capabilities and to enable net participation by any station that is not within range of the 146.94 MHz FM repeater during the normal, 9 p.m. net.

The net will use the same check-in procedure as the 9 p.m. FM net. Stations that did not participate in the preceding FM net for any reason may request to hear any announcements made during the FM net.

Operators who wish to acquire an inexpensive DMR radio might consider the Baofeng DR-1801UV, available with a programming cable on eBay for approximately \$60.

Operators may contact Jay Farlow, W9LW at w9lw (at) arrl.net for assistance configuring DMR radios for the new net.



LITTLE RED BARN NET

Update for August

We had another great month on the LRBN or "Little Red Barn Net" on Monday thru Friday at 9:00am on 3.820 MHz. LSB. We have about 12 to 20 check-ins per day, with self-generated topic's each day by the check-Ins, but Thursday when Jack W9GT picks a topic, and we kind of run with it, a lot of fun. On Friday we have Ron Gregory W9RGM a WOWO celebrity. Ron did the evening show on WOWO years ago.

Also, we have a lunch every two weeks alternating from North Fort Wayne to South Fort Wayne. We usually have 15 to 25 participants at each lunch.

We had three lunches this month on 8/3/2023 at the Olive Garden and 8/17/2023 at Halls Tavern at Coventry and 8/31/2023 at the Big Eyed Fish. It is always a great time to eat, and socialize with friends.

The next dates would be 9/14/2023, 9/28/23, 10/12/23.... at 11:30am on each date.

If you want to be on the LRBN email list, let me know at gmrepair1@aol.com, or message me at 260-437-4676 with your email and call sign or name.

Net Control Operators are Monday KU8T Tom, Tuesday K9FW Al one round Net, Wednesday KD9HAV Norm, Thursday W9GT Jack, and Friday W9RGM Ron Gregory or K9SKS Steve.

We have a Mobile web page at <https://gmrepair1.wixsite.com/mobile> that works with Mobile and Computers systems. On the mobile page is Lunch information times dates, pictures of previous lunches and other information

Also we have at lrbn@groups.io. This is where we vote for the next lunch. Let me know if you need help; can invite you .

Also, Net Controls use Netlogger you may down load the program at Download Center www.netlogger.org . Also, for smart phone's there is Net Scraper, on the android go to Play Store, and on Iphone go to App Store. And download this app.

73,

KU8T Tom





2023 FINDLAY HAMFEST

Vendor set-up 6AM.
Doors open at 8AM.

SUNDAY, SEPTEMBER 10

Hancock County Fairgrounds
1017 E. Sandusky St., Findlay, OH 45840

41.036717
-83.631166

\$10 Admission

\$20 Vendor Table (\$15 additional tables)

\$10 Flea Market Space

\$15 Overnight fee

CONTACT US:

Talk In: 147.15+ (PL 88.5)
444.15+ (PL 88.5)

Phone: 419-423-3402

www.findlayradioclub.org/hamfest

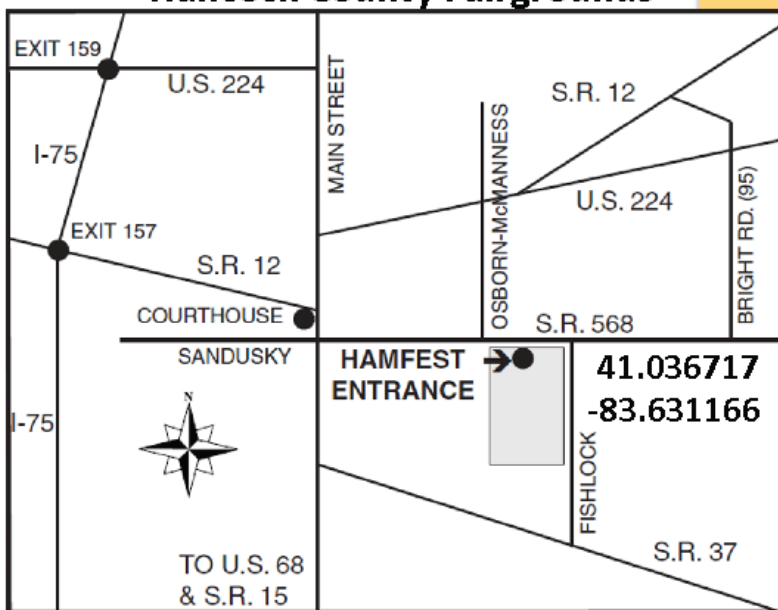
hamfest@findlayradioclub.org



Box 587 Findlay, OH 45839
Organized in 1925

RAIN OR SHINE
FREE PARKING

Hancock County Fairgrounds



For more information and online ticket sales, just point your cell phone's camera on this QR code.



Hamsplatter

Fort Wayne Radio Club P.O. Box 15127, Fort Wayne, IN

**From the FWRC
President:
Larry KB9OS**



On October 8th, the Fort Wayne Radio Club will be meeting at the Good Shepherd UMC on Vance Avenue at 6:30. There are two things on the agenda for that night. The first subject will be about go boxes. If you have a go box, please bring it with you. This second thing will be about nominations for the 2024 officers. Please feel free to attend and nominate an officer for next year.

This Labor Day we will be trying out our newly constructed Go Station. This station was sponsored by KB9OS and constructed by Jim KD9NYZ. The go station differs from a go box in the sense that it is truly a full multiple functional station and repeater. This go station weighs about 30 pounds and is in a water-resistant enclosure. There are many functions that this station is capable of. It includes a low band transceiver, a complete 2 yag cross band transceiver that will link 2 meters to 70cm. The box is equipped with a high-capacity lithium-ion battery. There is a sensor that will automatically transfer this unit to commercial power if the power is available. This station is designed for rapid deployment if

needed. Also, it can be signed out for newly licensed hams. During this upcoming Labor Day weekend, the Go Station will be the main communications transceiver for the tandem bike marathon. If anybody is interested in signing this station out, please contact me or Jim KD9NYZ.

Later this year we hope to have a field trip to a business that specializes in new technology batteries and battery failure analysis.

Well, the year is wrapping up. My thanks to Josh W9HT for filling in for me during my cancer treatments. I would also like to thank the people who have assisted with the multiple projects that we had in the past year.

We hope to have some new officers that will be taking their position as of January 1. I like to wish the officers the best of luck in the year 2024.

73,
Larry, KB9OS

Next FWRC General Meeting

**September 8, 6:30pm
Good Shepherd UMC**

FWRC Officers 2023
<p>President Larry Temenoff, KB9OS (260) 490-3089 temenoff(at)pfw.edu</p>
<p>Vice President Josh Long, W9HT (260) 749-9851 drjoshlong(at)gmail.com</p>
<p>Secretary Al Burke, WB9SSE (260) 637-1989 aburke55(at)comcast.net</p>
<p>Treasurer Bob Streeter, W8ST rdstre(at)yahoo.com</p>
<p>Communications Manager Charles Ward, KC9MUT (260) 749-4824 kc9mut(at)yahoo.com</p>
<p>Directors Steve Nardin, W9SAN (260) 482-4039 w9san(at)arrl.net</p>
<p>Carla Barrett, KD9ITZ</p>
<p>Terry Bowman, K9FMX (260) 705-7128 tjbowman(at)frontier.com</p>
<p>Carole Burke, WB9RUS (260) 637-1989 wb9rus(at)comcast.net</p>

**Do you
want to
get more
involved?**

**Want to
help the
club
grow?**

**Have
some
great
ideas?**

**Run as an officer or board member
for the Fort Wayne Radio Club in
October!**

**We're
looking
for you.**



2023 Tailgate Hamfest

Photos courtesy of
Jay, W9LW

2023 Tailgate Hamfest

Photos courtesy of
Jay, W9LW





Jim, KD9NYZ and other local hams recently took part in the Kosciusko County LEPC Full Scale Haz-Mat Exercise.

Photos courtesy of Jim, KD9NYZ

State of the Arts

Allen County Amateur Radio Technical Society

P.O. Box 10342, Fort Wayne, IN

**FROM THE
ACARTS
PRESIDENT**



CHRIS, W9TSB

**Stay tuned to the
Allen County
HamNews and
to the ACARTS
website
for information on
upcoming
ACARTS meetings.**

ACARTS Officers 2023

President

Chris McCullough W9TSB
260-312-2750
kd9lrw(at)gmail.com

Vice President

Dan Dahms N9WNH
260-503-4163
n9wnh(at)arrl.net

Secretary

(open)

Treasurer

Howard Pletcher N9ADS
260-747-5252
n9ads(at)arrl.net

Station Manager

Jim Sampiere KD9NPL
260-999-8132
Kd9npl(at)gmail.com

Fundraising Manager

Fred Gengnagel KC9EZP
260-704-7801
kc9ezp(at)gmail.com

Directors at Large

Steve Shannon K9SKS
260-704-5353
k9sks(at)aol.com

Stuart Hall KD9LFW
stuarthall(at)aol.com


James Bassett KD9WCX
260-438-6664
Trrrrbo(at)aol.com

W9INX Trustee

Dave Lindquist W9LKH
260-485-6135
w9lkh(at)comcast.net

Allen County ARES Meeting

August 17, 2023





2023 SMC Fest

By Carl Luetzelschwab, K9LA

On Saturday August 12, the Society of Midwest Contesters (SMC) held their annual get-together in Naperville, IL (a Chicago suburb). It's a drive of about three hours and fifteen minutes on a good day, but Friday afternoon was one of the 'bad' days. There was lots of traffic in northwest Indiana and south Chicago, with construction and a couple accidents adding to the woes. It took over four hours, but I still made it in time for the Friday night dinner at a restaurant near the hotel.

The agenda was full of contest-oriented topics (see the scanned image of the agenda). In order to en-

courage more activity, SMC Lifetime Achievement Awards were created (visit <https://www.w9smc.com/smc-lifetime-achievement-award/> for details on this). This year, twenty one members qualified for a plaque under this program.

I gave a presentation covering three topics: an update on Cycle 25, what to expect for propagation in the next year and an update on the rules for ARRL Contests (the latter came from K9CT's Contest Advisory Committee report to the ARRL Board at the July board meeting). Everyone was happy to hear that the higher bands (15m, 12, and 10m) should offer excellent worldwide openings this coming fall and winter after we get through the 'summer slump'.

K9CT and NE9U talked about their WRTC experience in Italy.

They had a couple problems – all I can say is “#&\$% happens”. K9AY discussed receiving loops and some of the new ideas he is looking at to make loops small but without a loss in gain (which would normally require a higher-gain preamp). N9LQ reviewed his installation of his K9AY Phased Loop Array.

W9XT showed the importance of making sure you cover the elevation angles based on your terrain. I finished with a quick update on the HFT (HF trading) stations. Additionally, very short presentations were given throughout the day on member's stations – I really enjoyed these.

All in all, I had a great time seeing old friends and talking about contesting.

Start (CDT)	End (CDT)	Presenter	Topic
8:15 AM	9:00 AM	–	Check-In
9:00 AM	9:15 AM	W9MR	Welcome
9:15 AM	9:45 AM	K9WX & W9XT	Lifetime Achievement Award Updates
9:45 AM	10:00 AM	K9WO	SMC Medals Program
10:00 AM	10:15 AM	–	Break
10:15 AM	10:50 AM	K9LA	Cycle 25, contest propagation, ARRL contest updates
10:50 AM	11:00 AM	WT9Q	Station Tour
11:00 AM	12:00 PM	K9CT & NE9U	WRTC 2023 Experience
12:00 PM	1:00 PM	–	Lunch (Conf. Room C)
1:00 PM	1:50 PM	K9AY	Improved Loops
1:50 PM	2:00 PM	WT9U	Station Tour
2:00 PM	2:15 PM	–	Break
2:15 PM	2:50 PM	N9LQ	K9AY Phased Loop Array
2:50 PM	3:00 PM	WT2P	Station Tour
3:00 PM	3:45 PM	W9XT	Antenna Modelling over QTH
3:45 PM	4:00 PM	K9LA	HFT and the Amateur Spectrum
4:00 PM	4:30 PM	W9MR	Prize drawings
4:30 PM		W9MR	Closing remarks



FOXHUNT CHRONICLES

The August Foxhunt occurred on Sunday, August 20th, delayed two weeks because of an injury Jim Pliett, K9OMA suffered in a fight with his trailer, it won. (That trailer is one mean Sum-Beach; I and a few other folks can tell you from first-hand experience...but that's another story).

The weather on the 20th was bright and sunny, just like an August day in Indiana is supposed to be.

There were two foxhunting teams. The first comprised of Linda and Steve Nardin, W9's LAN and SAN. The second team consisted of Charles Ward, KC9MUT aided by his new collection of high-tech direction finding / locating equipment that he was experimenting with. (It is rumored that the International Society of Really Fanatical Foxhunters and Generally Hale Fellows, (the ISRFF&GHF), is slated to decide at its upcoming plenary meeting, if the use of such devices is legal. So we will see what we will see).

The role of the fox for August was provided by Jim Pliett, K9OMA and Al Burke, WB9SSE. They established the fox lair at the Northside Pool facilities off Bob Arnold Drive in

the Fort Wayne Parks and Recreation complex near North Side High School. They placed the microfox behind a chain link fence up-right pole that abutted the pool house, (at 41.098321, -85.128770) using a magnet affixed to the microfox package. As it turned out the microfox signal was unusually weak and could only be picked up a few feet using handheld DF equipment.

The Nardin and Ward teams were waiting at the foxhunt starting point (the 24/30 Surplus Center parking lot off Coliseum near Lakeside Golf Course). Jim & Al began transmitting the high power fox signal (about 30 watts into a roof mounted monopole) on 146.430 MHz promptly at 13:30 hours. The high power fox transmitted for one minute every five minutes. The microfox was programmed to transmit its 100 milliwatt signal one minute before each high power transmission for one minute, and one and a half minutes following the end of each high power transmission for one minute. High power transmissions continued until both foxhunt teams had localized the fox location.

Evidently both foxhunt teams heard the high power fox signal from the get-go, and it only took Charles about fifteen minutes to drive right down Bob Arnold Drive, past WB9SSE who was standing there, close to the fox, with a hand-held in his hand.

Turns out that there were a number of fisherman and tennis players and families in and around the parking lot. The ever careful Charles had his eyes on a little girl who was about to exit her folks van such that he completely missed seeing me and drove right past us, much to the amazement of Jim and I. We laud Charles for being concerned for the safety of the child.

A few minutes later Steve and Linda showed up and Steve started hunting on foot. Shortly after that Charles returned and dismounted and they both started hunting in earnest on foot using their hand-held equipment.

As noted previously the microfox seemed to have an extremely short range so it took Steve and Charles considerable effort to find the thing. Charles eventually found it first followed by Steve a few minutes later. Both agreed it was a challenging hunt.

Following the hunt everyone proceeded to Hall's on State St. to partake in a post hunt meal. Among other things, the Garlic toast at Hall's on State is really yummy.

Charles will serve as the fox for the September foxhunt which will occur on Sunday, September 17th. This date avoids conflicts with the Labor Day weekend and the Findlay Hamfest. Why don't you mark it on your calendar and join us for the fun?

Year-to-Date scores follow:



FOX-HUNTER	AUGUST SCORE	YTD SCORE
WB9SSE	1	9
WB9RUS	0	6
K9OMA	1	10
KA9YYI	0	6
KC9MUT	2	14
ANGIE	0	5
W9SAN	1	10
W9LAN	1	9
ALEX	0	9
HALEY	0	7
W9TSB	0	5
KD9NPL	0	5
KC9GAS	0	4
KD9OPA	0	4

73,

Al Burke, WB9SSE



The next fox hunt will be held on Sunday, September 17th. Join in on the fun!





Antenna Directions for the DIY-Ham

Hello my fellow radio “bugs.” September has managed to knock August off of its pedestal, and here we are back in the thick of the semester and the beginnings of autumn. Oh well – summer could not hang on forever, so we will make the best of it and enjoy some increased autumnal dx!

Although we are currently experiencing some wonderful summertime weather, colder weather is fast approaching. Before that cold weather hits, I thought it would be a good idea to write a column on some antenna design resources one can investigate for antenna design ideas. Perhaps one of these sources contain the germ of your late-summer antenna build!

The Gold Mine

The ARRL’s website hosts an almost literal “gold mine” of information, from digital access to ARRL publications (stretching back, quite literally, over a century) to construction articles on a variety of pieces of equipment. However, one of my favorite resources offered on the ARRL website is their listing of HF Beams articles,

published over the years in *QST*. If one googles “arrl hf beams,” one will find a host of links. The link of particular interest to me is the very first link at the top of the search results (at least for me) to the following url on the ARRL’s website - <https://www.arrl.org/hf-beams>.

Clicking on the topmost link reveals a webpage that should look like Figure 1. In Figure 1, we can see numerous articles listed. These articles are clickable, and take one immediately to pdfs of all of the articles. These pdf’s can then be downloaded, printed, and read at leisure, all free of charge!

Each of these topics (such as “HF Mobile,” “HF Vertical,” etc.) are sub-categories of antenna articles that address the antenna design mentioned in the label. The “HF Mobile” category contains multiple articles for the diy-antenna building ham looking to create an hf mobile antenna set up.

Although there are several designs from which to choose on the ARRL website, I enjoy researching as many varieties of a particular antenna I can find. For instance, what if I don’t have the materials listed in an ARRL article? What if my particular antenna configuration



Figure 1 – The ARRL’s listing of antenna articles for homebrew hf beam antennas.

Another neat resource offered on the above url is the list of antenna topics listed on the left side-bar.

needs a different part? Where do I go for more information? Well, two sources from the ARRL are avail-

ble to the radio amateur looking for deeper research resources.

The first resource that I inevitably visit to look up antenna designs is a copy of the ARRL Antenna Handbook. My particular handbook is a 2014 edition, but antennas have not changed too radically in the last 9 years, so the information is still relevant to today's radio amateur. The Antenna Handbook has more variety and more information provided than the construction articles listed in the above url, but that is because the Antenna Handbook is basically an encyclopedia of antenna designs and info. It is hard to beat something like a dedicated book for detailed information.

But let us say I still want additional information on an antenna topic. The ARRL website and the Handbook just are not quite making the grade for my antenna design desires. Well, enter the second ARRL resource, the ARRL Wire Antenna Classics. This book contains many great designs for wire antennas (useful for the cost-minded radio amateur!) and I have spent some very happy hours perusing the design genius presented in this book. Unfortunately, I do not own a copy of this volume, so my recommendation is to visit the Allen County Public Library and check out a copy of the book from there. The ACPL offers not only the original volume of Wire Antenna Classics, but also volume 2 of the book (More Wire Antenna Classics).

These three above listed sources are by no means the only options for the antenna-minded ham.

There are literally hundreds of websites online where one can find all kinds of antenna-related information. However, if one needs a good place to start an antenna building journey, it is hard to beat the above listed resources. Happy antenna building!

73 de Jim ac9ez

K9H

The K9H Harvester Homecoming special event station was held in early August. Thanks to everyone who participated.

Certificates are available from W9HT. See page 2 for contact information.



51st FORT WAYNE HAMFEST & Computer Expo

ARRL Central Division Convention

Ham Radio License Testing All
Classes (\$14)

9 AM till 12 PM Saturday

WAS & DXCC Card Checking
and CQ Awards

Youth Lounge (under 12
accompanied by adult)

New & Used Ham Equipment Dealers
Main & Hourly Door Prizes
2 Rooms of Special Interest Forums
All Day Saturday

Talk-in Radio Frequency 146.880 (-)

Tables: \$30 Regular, \$50 Premium,
\$33 Electricity

Drive Directly to Your Table for Setup



November
18 & 19
2023

SAT 9 AM to 4 PM

SUN 9 AM to 2 PM

Admission: \$8 Sat &
Sun

\$4 Sun only

Children under 12 free
(with adult)

Allen County
War Memorial Coliseum
4000 Parnell Ave
Fort Wayne, IN
73,000 sq. ft. all indoors
(Coliseum Parking \$8 per vehicle)

Get the latest information at

www.fortwaynehamfest.com


www.facebook.com/FTWAYNEHAMFEST/

Contact (260) 579-2196 , PO Box 10342, Fort Wayne, IN 46851

Building and Mounting a Dipole ala N8KR

I have always been a firm believer in resonant dipoles. When cut to the band/frequency that you intend to operate mostly, there will be no need for a tuner and the antenna will be most efficient. After my big tower project this summer, I decided to throw away my old 80 meter dipole and redesign how it will be put together and mounted on the tower. Parts list is very simple: 132 feet of #14 insulated copper strand, a Budwig dipole center, an RF Choke Balun from texxcomm, 50 feet of RG-213, 5 feet of 1 inch PVC, a PVC elbow, and a 1 foot of plastic conduit or PVC. I paint my PVC first making sure I sand it lightly and wipe it down with alcohol to remove any oil. Black or gray works well and less noticeable than the original white!


First step was to insert the round end of the dipole center into my 12 inch pipe. Since it is larger than the inside diameter of the pipe, I simply used my dremel and made the inside diameter large enough to accept the dipole center.



I attached my RF Choke Balun to my dipole center. (I don't use a traditional W2AU type balun with the fear that 1500 watts could fry it! The Coax Choke Balun uses 60 small common mode chokes around coax.) Use super glue or PVC cement to attach the dipole center to the 12 inch pipe.



The rest of the assembly is pretty simple. It took a little work to get the balun into the elbow. Cutting the shrink wrap to move the outer PL-259 connector hood in was the trick. A little tape put the shrink wrap back. With everything inside the PVC, there is no work of water contamination. I still used some Scotch 88T on the joints. Since this is my 80 meter dipole that will attach to my *Razor* (see the article on my new tower), I used a 5 foot PVC pipe for support. A good soldering of the antenna to the dipole center and I'm good to go!



All ready to go! I should note that I also marked a point 5 feet from the end of each dipole leg where I can relocate the end insulator should I desire to operate with a resonant antenna in the 75 meter phone band . . . HA!



Local

SK  CC
Straight Key Century Club

News

August 2023

New members:

K9BLI

N6VCW

Operating Activities during the month include the following:

For the Weekend Sprintathon (WES) on August 12-13, the following local operators participated. QSO count is shown.

- | | |
|-----------|-----------|
| N8KR 93 | N9DGL 22 |
| AC9XS 74 | W9GOO 22 |
| K9FW 68 | KA9GKE 21 |
| WA9BBN 53 | KA9ERV 18 |
| KU8T 45 | WG9K 16 |
| W9SA 41 | W9HT 9 |
| WB9EAO 31 | |

For the Two Hour Straight Key Sprint (SKS) on Tuesday evening, August 22, 8-10 PM local. The following local operators participated. QSO count is shown.

- W9TE (N8KR & W9HT, multi-op) 96
- NE9EE 66
- AC9XS 27
- WA9BBN 25
- WG9K 15
- W9GOO 15
- KA9GKE 10
- WB9TYJ 10
- N9DGL 8



2023 OPERATING EVENTS


- SEP 2-3** CO QSO PARTY
- SEP 9-10** ARRL EME CONTEST
- SEP 10** NA SPRINT, CW
- SEP 23-24** CW WW DX CONTEST, RTTY
- SEP 27** SKCC 2 HOUR SPRINTATHON

This information comes from the WA7BNM Contest Calendar at contestcalendar.com and is gratefully acknowledged. It is deemed accurate as of the time of publication.

KA9ERV 8
KR9U 1

73,

Ed, WA9BBN



The key shown above is available for sale (new) on eBay for about \$100 or less. Several local hams have been using this model.



This section of the Allen County HamNews is available for local hams to list any ham radio related gear for sale or to place any ham radio related want ads.

Listings are posted for one month, but can be renewed upon request of the editor.

Please see page two for contact information.

These were used as shipping cases for high power transmitter FRU modules (Field Repairable Unit) about a decade ago when we (SonSet Solutions, formerly HCJB Engineering Center) were producing and servicing 100KW shortwave transmitters to various partners around the world. We are no longer using them and they've been sitting outside under a storage trailer for many years. They are weather-tight sealed (still dry on inside, although some rust on outside hardware), and are also lockable. (The gray model easily fits airline baggage size requirements, and the yellow model was routinely checked as baggage ten years ago but airlines are getting more stringent on sizes, so its 64" total l+w+h may no longer qualify.)

SonSet Solutions management gave me permission to sell them to gain funds to purchase other items that our non-profit mission needs. Several people were interested in them for use as Field Day or other event cases, but wanted to check with others first so I still have ten of them left. They are still available on first come, first served basis for pickup from our building here in SW Elkhart. We're asking \$25 each.

Here are the details:

4 units, yellow, 31.5w x 21.5 d x 10.5h (outer), 28w x 18d x 8.5h (inner)

6 units, gray, 24.5w x 23.5d x 10h (outer), 21w x 20.5d x 9.5h (inner)

Contact Leon Amstutz, WB9BAT at lamstutz (at) sonsetsolutions.org or 574.970.4252 Ext. 239





8 HP 4KW generator. Coleman Powermate 54 series.

Occasionally misses while running. Likely needs points and Capacitor. Mounded on a hand truck for portability. A good field day generator. \$25.00

Contact Jim, KR9U at jbwolf (at) comcast.or call 260-637-6434

43 foot vertical, self support, no guys needed or wanted. Wind rating 92 MPH. Tilt base. 2kw rating.

\$150

Contact Al K9FW on 146.91 repeater.



Yaesu FT-8800R 2m/70cm FM mobile transceiver. Up to 50

watts output on VHF, up to 35 watts output on UHF. Dual, simultaneous reception, V/U, V/V, or U/U. Crossband repeater function.

Programmed for all Fort Wayne 2 meter and 70 cm repeaters.

Used only as base station, never installed in a vehicle. Includes YSK-8900 front panel separation kit (\$60 value) and RT Systems USB-programming cable (\$30 value). Was working great when I removed it from service to replace it with an FTM-300D. \$350. Contact Jay Farlow, W9LW, w9lw (at) arrl.net.



ICOM ID-31A D-STAR/FM UHF handheld transceiver. UHF only. Up to 5 watts output. Built in GPS receiver. Programmed for

Fort Wayne's D-STAR repeater and all Fort Wayne UHF FM repeaters.

Includes drop-in charger, new in box OPC-2350LU programming cable (\$57 value), LC-178 case (\$10

value), two BP-271 1150 milliampere-hour battery packs, and a 32-megabyte SD card. Was working

great when I replaced it with an ID-51A plus. \$275. Contact Jay Farlow, W9LW, w9lw (at) arrl.net.

Hy-Gain VB-23FM 3-element 2m Yagi beam antenna. New in box, never assembled. 8.3 dBi gain, 20.0 dB front-to-back ratio. Rated for up to 500 watts peak envelope power. Retail value, \$110.

\$60. Contact Jay Farlow, W9LW, w9lw (at) arrl.net.



17 inch monitor with VGA only interface. \$15

Contact Steve, W9SAN at w9san (at) yahoo.com

Area Nets (updated as of 9/1/23)					
Daily			Tuesday		
8:00 AM	3.535	Daily (QIN) Indiana Section CW net	7:30 PM	147.150+	21 Repeater Group Net (97.4 PL)
8:30 AM	3.912	Daily Indiana Traffic Net	8:00 PM	50.580 USB	FWRC 6-Meter SSB Net
6:00 PM	3.910	Daily Indiana Traffic Net	9:00 PM	146.940-	Allen Co. ARES Training Net (141.3 PL)
6:30 PM	146.880-	IMO (alternate is 146.940)	Wednesday		
7:00 PM	147.015+	Tri State Two Meter Net	--	--	--
8:00 PM	3.535	Daily (QIN) Indiana Section CW net	8:00 PM	145.270-	Whitley Co. ARES (141.3 PL)
Week-days			8:00 PM	50.580 FM	FWRC 6-Meter FM Net
9:00 AM	3.820	Little Red Barn Net	9:00 PM	146.940-	Help and Swap Net (141.3 PL)
Sunday			Thursday		
8:00 PM	444.550+	Whitley Co. ARC Sunday Night Net (141.3 PL)	8:00 PM	D-STAR	Indiana D-STAR net (Note 3)
8:30 PM	146.910-	"No-Name" Net also on EchoLink Node number 519521	8:00 PM	50.580	AM 6-Meter AM Net
9:00 PM	145.53 simplex	Northeast Indiana Packet Net 1200 baud (Note 2)	8:30 PM	145.510 simplex	Allen County ARES Digital Operations Team Training Net (Note 4)
Monday			Saturday		
8:00 PM	224.780-	Fort Wayne 224 Net	8:00 PM	146.685-	Huntington ARES(141.3 PL)

1. All times local time. **Any changes or corrections should be submitted to the newsletter editor at drjoshlong (at) gmail.com.**
2. NEIPN is direct accessible via any BPQ Chat Node (or through Node hopping etc.) via other packet frequencies in this area and other areas through other nodes (it is locally direct accessible on 145.53 in NC & NE Indiana/NW Ohio and SE Michigan using KA9LCF-11, KC9VYU-11, N9LCF-11, N9PXO-11, K9BIF-11) Most BPQ Nodes use an SSID of -11.
3. Reflector REF024B.
4. Net starts using BPSK-31 and switches to BPSK-250 after roll call to pass traffic etc. NBEMS suite of software (FLDIGI, FLMSG, and FLAMP) is preferred.
5. Indiana HF Traffic Nets Web Site: <http://www.inarrl.org/index.php/public-service/indiana-nts>

Area Repeaters (updated as of 9/1/23)							
Frequency	Offset	Tone/Notes	Callsign	Frequency	Offset	Tone/Notes	Callsign
				442.6375	+5 MHz	MDR CC1	N9MTF
145.330	-0.6 MHz	141.3	W9FEZ	442.99375	+5 MHz	D-Star W9TE-B	W9TE
146.880	-0.6 MHz	--	W9INX	443.100	+5 MHz	DMR CC1	K9MMQ
147.255	+0.6 MHz	--	W9INX	443.275	+5 MHz	P25 NAC # 293	K9MMQ
146.760	-0.6 MHz	141.3	W9TE	444.250	+5 MHz	141.3	W9AVW
146.910	-0.6 MHz	--	W9TE	444.800	+5 MHz	--	W9FEZ
146.940	-0.6 MHz	141.3	W9TE	444.8750	+5 MHz	141.3	W9TE
		FM / C4FM					
224.780	-1.6 MHz	--	W9FEZ				

FWRC Membership Application

Name: _____ Call Sign: _____
 License Class: _____
 Street address: _____ City: _____
 State: _____ ZIP: _____ Phone #: (_____) _____
 Email address: _____ ARRL Member? _____
 (ARRL membership helps the club maintain ARRL affiliation)
 May we list your name, call & email address in our membership roster & on our club web site? Yes or No

Fort Wayne Radio Club dues:

Regular membership	\$25.00 / year
Family membership ¹	\$35.00 / year
Student membership ²	\$5.00 / year
Associate membership ³	\$20.00 / year

(Memberships for July-December are ½ the stated amounts)

Please attach a check to this form (paying by check is strongly encouraged) made out to:
 Fort Wayne Radio Club (check number _____) and bring to a club meeting or mail to:
 Fort Wayne Radio Club
 P.O. Box 15127
 Fort Wayne, IN 46885-5127

- 1: Please list all names and calls on an attached sheet.
- 2: K-12 or full time student.
- 3: Unlicensed member.

ACARTS Membership Application

Name: _____ Call Sign: _____
 License Class: _____
 Street address: _____ City: _____
 State: _____ ZIP: _____ Phone #: (_____) _____
 Email address: _____ ARRL Member? _____
 (ARRL membership helps the club maintain ARRL affiliation)
 May we list your name, call & email address in our membership roster & on our club web site? Yes or No

ACARTS dues:

Regular membership	\$12.00 / year
Additional family members ¹	\$6.00 / year
Student membership ²	\$6.00 / year
Associate membership ³	\$6.00 / year

(New regular memberships are \$1.00/month)

Please attach a check to this form (paying by check is strongly encouraged) made out to:
 Allen County Amateur Radio Technical Society (check number _____) and bring to a club meeting or mail to:
 A.C.A.R.T.S.
 P.O. Box 10342
 Fort Wayne, IN

- 1: Please list all names and calls on an attached sheet.
- 2: K-12 or full time student.
- 3: Unlicensed member.

More details to follow in
the next edition of HamNews

FALL
2023

COMING THIS FALL

Get your FCC ham radio license

*Join the fun on the
airwaves!*



STAY TUNED TO AN UPCOMING
EDITION OF THE ALLEN COUNTY
HAMNEWS FOR MORE INFORMATION!