

# Allen County HamNews

Fort Wayne Radio Club Fort Wayne DX Association

Allen County Amateur Radio Technical Society

October 2023  
Volume 24  
Issue 10

## In this edition:

**From the Editor**

Page 2

**Skywarn Training**

Page 3

**Little Red Barn Net Update**

Page 4

**FWRC President's Column**

Pages 5

**FWRC Meeting Minutes**

Page 6

**ACARTS President's Column**

Page 10

**W9DXCC Convention**

Page 11

**Foxhunt Chronicles**

Page 12

**Misadventures of a 4-Element Yagi**

Page 14

**N8KR Tries FT8**

Page 16

**SKCC News**

Page 19

**Goodies for Sale**

Page 20

**And much more!**

# SOLAR ECLIPSE

# QSO Party

# 14 OCTOBER 2023

## Hamming It Up With the Editor



Once again it is time for another edition of the Allen County HamNews. It seems like each month continues to zoom by at increasing speeds.

Instead of providing an overview of the articles in this edition, I thought that I would provide a short overview of my ham radio highlights from last month.

This summer I attended the ARRL's Teacher Institute in Dayton (this is an entire story by itself), so I wanted to put some of the lessons garnered from that experience into practice. After making a few dozen satellite contacts using the setup seen in the photo above, I met with a group of engineering students at work to attempt a contact over the International Space Station's repeater. While we did not make a complete contact, a Florida ham picked up several of our transmissions and sent us a YouTube recording. The students had a blast. (Next week we are planning on a mini-foxhunt on campus, so my hope is that some of the students will obtain their ham tickets soon!)

After installing a small tower this summer, I have been considering how to boost my HF signals on the higher bands. Currently, I am looking at purchasing a modest triband yagi for 10-20m. Perhaps this will be installed by the time I write next month's column!

In terms of DX, there seemed to be above-average propagation on the HF bands, probably courtesy of the improving solar cycle (note to self—check with K9LA about the forecast for October!). The best contact was probably with 9N7AA in Nepal on 15m CW. Not bad!

The flyer at the end of this month's HamNews still mentions an upcoming new Technician licensing class. I hope to have more details for next month's edition of HamNews. (In full disclosure, I am trying to wrap up a few extra classes at work so I can devote more time to this.) If you would like to help demonstrate some part of the hobby or if you would like to attend this class, please let me know.

Have a great month!

73,

*Josh W9HT*

## ALLEN COUNTY HAMNEWS

HamNews is a monthly, joint publication of the Fort Wayne Radio Club, the Allen County Amateur Radio Technical Society, and the Fort Wayne DX Association.

Articles are written by members and friends of the three clubs. New submissions for HamNews are always welcome. Please send your information to the editor within two days of the end of the month for inclusion in the next edition.

HamNews Editor  
Josh Long, W9HT  
drjoshlong (at) gmail.com



# NWS plans autumn storm spotter classes

By Jay Farlow, W9LW, Skywarn net manager

The National Weather Service Northern Indiana weather forecast office announced six autumn, 2023 Skywarn storm spotter training classes.

Three classes will be in-person and three will be via live webinar.



spotters to take the class at least once every three years. It has been my practice, however, to take the class annually to refresh my memory and to see what changes, if any, NWS had made to the curriculum.

It's important to remember that severe weather, including tornados, sometimes occurs in autumn. A case in point is the November 10, 2002 tornado that did damage in Van Wert rated at F3 on the Fujita scale.



Photo courtesy of the Wert County Emergency Management Agency , used with permission

Date and Time	Location
October 2, 6 p.m. ET	Online
October 11, 6 p.m. ET	Westville, Indiana (LaPorte County)
October 17, 6 p.m. ET	Angola, Indiana (Steuben County)
October 20, 6 p.m. ET	Bluffton, Indiana (Wells County)
October 25, 11 a.m. ET	Online
November 6, 1 p.m. ET	Online

Each of the above classes contains the same information, so there's little reason to attend more than one. All classes are free and last approximately two hours. The NWS requires advance registration for the online classes and recommends it for the in-person sessions. None of the training is specific to any county, so it doesn't matter which class you attend. The NWS recommends that participants be at least 14 years old.

The NWS expects volunteer storm

For more information or to register, visit [https://www.weather.gov/iwx/Spotter\\_Event\\_List](https://www.weather.gov/iwx/Spotter_Event_List).

## Skywarn® Spotter Training

- ~ In Person and Virtual (Computer and Internet required)
- ~ Training lasts around 2 hours.
- ~ Only need to attend 1 session to receive credit
- ~ Registration and other details can be found using the QR code or going to [https://www.weather.gov/iwx/Spotter\\_Event\\_List](https://www.weather.gov/iwx/Spotter_Event_List)

Location	Date	Time
Virtual	10/2/2023	6:00 PM EDT
Westville, IN (LaPorte County)	10/11/2023	6:00 PM CDT
Angola, IN (Steuben County)	10/17/2023	6:00 PM EDT
Bluffton, IN (Wells County)	10/20/2023	6:00 PM EDT
Virtual	10/25/2023	11:00 AM EDT
Virtual	11/6/2023	1:00 PM EDT

National Oceanic and Atmospheric Administration



# LITTLE RED BARN NET

## Update for September 2023

We had another great month on the LRBN—the “Little Red Barn Net.” We meet Monday through Friday at 9:00am (13:00z) on 3.820 mhz. LSB. We have about 12 to 20 check-ins per day with self-generated topic's each day by the check-Ins, but Thursday when Jack W9GT picks a topic, and we kind of run with it, a lot of fun. On Friday we have Ron Gregory W9RGM, a WOWO celebrity. Ron did the evening show on WOWO years ago.

Also, we have a lunch evert two weeks alternating from North Fort Wayne to South Fort Wayne. We usually have 15 to 25 participants at each lunch. We had three lunch's this month on 9/14/2023 at the Chops Steak & Seafood and 9/28/2023 at Ziffles Rib Bar. These are always a great time to eat and socialize with friends.

The next lunch dates would be 10/12/2023, 10/26/23, and 11/9/23.... at 11:30am on each date.

If you want to be on the LRBN email list, let me know at gmrepair1@aol.com, or message me at 260-437-4676 with your

email and call sign or name. Net Control Operators are Monday KU8T Tom, Tuesday K9FW Al one round Net, Wednesday KD9HAV Norm, Thursday W9GT Jack, Friday W9RGM Ron Gregory or K9SKS Steve.

We have a Mobile web page at <https://gmrepair1.wixsite.com/mobile> that works with mobile and computers systems. On the mobile page is lunch information times dates, pictures of previous lunches, and other information.

Also we have at lrbn@groups.io. This is where we vote for the next lunch. Let me know if you need help; I can invite you Also, net controls use Netlogger you may down load the program at Download Center [www.netlogger.org](http://www.netlogger.org). Also, for smart phones, there is Net Scraper. On the android go to Play Store, and on Iphone go to App Store to download this app.

73,

*KU8T Tom*



# Hamsplatter

Fort Wayne Radio Club

P.O. Box 15127, Fort Wayne, IN

From the FWRC  
President:  
Larry KB9OS



Kevin Hecksher, EE, W9KMH is a partner at R&K Digital. Kevin is going to host us at his business in November. He will talk about the new generation of batteries. He will also demonstrate how to charge them and the pitfalls of incorrectly charging them.



There is a lot of misunderstanding about the new batteries and the new technology that surrounds them. The old acid batteries the your father

use is not the same as we will have. This will be on November 10th at 6:30PM. The address is 3821 Superior Bridge Drive. This is right across the road from Channel 39's tower.



As a reminder, the October general meeting includes elections for club officers and directors.

I hope to see you at the upcoming meeting!

73,

*Larry, KB9OS*

## Next FWRC General Meeting

**October 13, 6:30pm**  
**Good Shepherd UMC**

## FWRC Officers 2023

### President

Larry Temenoff, KB9OS  
(260) 490-3089  
temenoff(at)pfw.edu

### Vice President

Josh Long, W9HT  
(260) 749-9851  
drjoshlong(at)gmail.com

### Secretary

Al Burke, WB9SSE  
(260) 637-1989  
aburke55(at)comcast.net

### Treasurer

Bob Streeter, W8ST  
rdstre(at)yahoo.com

### Communications Manager

Charles Ward, KC9MUT  
(260) 749-4824  
kc9mut(at)yahoo.com

### Directors

Steve Nardin, W9SAN  
(260) 482-4039  
w9san(at)arrl.net

Carla Barrett, KD9ITZ

Terry Bowman, K9FMX  
(260) 705-7128  
tjbowman(at)frontier.com

Carole Burke, WB9RUS  
(260) 637-1989  
wb9rus(at)comcast.net



# FORT WAYNE RADIO CLUB MEETING MINUTES

8 September 2023

The September meeting of the Ft. Wayne Radio Club was held at the Good Shepherd United Methodist Church (GSUMC) on 8 September, 2023. The meeting started at 6:30 pm.

President Larry Temenoff (KB9OS) welcomed all attendees (about 26), led them in a prayer and in the pledge of allegiance, and had everyone introduce themselves by virtue of their name and callsign.

Bob Streeter, W8ST provided the Treasurer's report as of 8 September, 2023 indicating the following account balances:

Savings- \$502.38

Checking- \$4,005.83

Vanguard MM- \$16,882.80

Year-to-Date Income- \$1,776.50

Year-to-Date Expenses- \$2,194.75

Club members- 149

Larry summarized the activities several local hams provided in support of the Midwest Tandem Rally 2023- Hoosiers Out-On-Tandems event that occurred on the south end of Ft. Wayne on 1 thru 4 September. More than 250 tandem bicycles participated in rides as long as sixty three miles in length.

Jerry Eitner, KD9QHI, Charles Ward, KC9MUT and Larry were among the folks who provided safety, management and support communications along the bike routes via two meter hand helds, mobiles and base stations implemented using newly minted Go-

Boxes. Jerry served as a mobile rover Saturday and Net Controller Sunday and he kept rovers Charles and Larry busy.

Larry addressed plans to dispose of about eighty items from the estate of K9EU (Dan Michnay) that the club has inventoried. We are going to run a silent auction of the items using the internet. The auction will be restricted to current members of the Ft. Wayne Radio Club only. Descriptions and/or pictures of the items will be posted, most likely on the club web page prior to the start of the auction. The auction will be concluded prior to the start of the Ft. Wayne Hamfest (18-19 November). Those items that do not sell as a result of the auction will be brought to the FWRC table at the Hamfest and offered to the general public.

Carla Barrett, KD9ITZ noted that about \$300.00 was collected in the "Donations" bucket at the Tailgate Hamfest in August. The \$300.00 will be donated by the club to Ft. Wayne Science Fair event hosted by Purdue-Ft. Wayne.

Larry opened the floor for nominations for the FWRC Officers and Board of Directors positions for 2024. The elections will occur during the October club meeting. As of the close of nominations at tonight's meeting the following folks were willing to run for office:

President – Adam Warrix, KD9NRT

Vice President – Meghan Warrix, KD9ODP

Treasurer – Bob Streeter, W8ST

Secretary – Al Burke, WB9SSE

Communications Manager – Charles Ward, KC9MUT

Editor – Josh Long, W9HT

Board of Directors – Carole Burke, WB9RUS, Jim Stephens, KD9NYZ, Terry Bowman, K9FMX, Tom Rupp, KU8T, Steve Nardin, W9SAN, Jim Pliett, K9OMA.

Three people will be elected to the Board of Directors. The fourth Board position will be filled by outgoing President Larry Temenoff.

Nominations will be reopened prior to taking the vote during the October meeting.

Following the close of the Business portion of the meeting, and after munching on some home baked cookies provided by Valerie Stein, N9NMW, Larry introduced a display of Go-Boxes built by various club members, (Four Go-Boxes and one Go-Station in total). Each builder provided a Show-N-Tell regarding details of their design.

The meeting adjourned at about 7:30 pm.

Respectfully submitted,

*Al Burke, WB9SSE*

Secretary, FWRC





# GO BOXES 2023



---

**Do you  
want to  
get more  
involved?**

---

**Want to  
help the  
club  
grow?**

---

**Have  
some  
great  
ideas?**

**Run as an officer or board member  
for the Fort Wayne Radio Club in  
October!**

**We're  
looking  
for you.**



# 51<sup>st</sup> FORT WAYNE HAMFEST & Computer Expo

## ARRL Central Division Convention

Ham Radio License Testing All  
Classes (\$14)

9 AM till 12 PM Saturday

WAS & DXCC Card Checking  
and CQ Awards

Youth Lounge (under 12  
accompanied by adult)

New & Used Ham Equipment Dealers  
Main & Hourly Door Prizes

2 Rooms of Special Interest Forums  
All Day Saturday

Talk-in Radio Frequency 146.880 (-)

Tables: \$30 Regular, \$50 Premium,  
\$33 Electricity

Drive Directly to Your Table for Setup



November  
18 & 19  
2023

SAT 9 AM to 4 PM

SUN 9 AM to 2 PM

Admission: \$8 Sat &  
Sun

\$4 Sun only

Children under 12 free  
(with adult)

Allen County  
War Memorial Coliseum  
4000 Parnell Ave  
Fort Wayne, IN  
73,000 sq. ft. all indoors  
(Coliseum Parking \$8 per vehicle)

Get the latest information at

[www.fortwaynehamfest.com](http://www.fortwaynehamfest.com)

[www.facebook.com/FTWAYNEHAMFEST/](https://www.facebook.com/FTWAYNEHAMFEST/)

Contact (260) 579-2196 , PO Box 10342, Fort Wayne, IN 46851

# State of the Arts

Allen County Amateur Radio Technical Society

P.O. Box 10342, Fort Wayne, IN



What a month it has been...

Our last board meeting was very good and lots of great hamfest stuff to look forward to. Carl K9LA was the guest speaker for our general meeting. Unfortunately, I was unable to attend the meeting due to unforeseen work schedule conflicts. Also our club elections are coming up and the floor is now open for nominations until the day of election, which is our November general meeting. So if you want to be a part of the ACARTS board, throw your name in the hat. All board positions can be challenged.



Some have heard bleed-over from the 146.88 repeater on-to 146.91 repeater. It seems

to be heard on the output simplex (not triggering the input) at this time. Also seems to be intermittent, which makes it harder to troubleshoot. The ACARTS and FWRC teams are working together figure out what is going on with this to rectify the problem. So, please be patient while we work through this to solve what ever this is. Some of us still have full time jobs and don't work in the area.

## 2023 Fort Wayne Hamfest

Thank you all and 73.

I'm looking forward to a great 2023 Hamfest next month!

*Chris, W9TSB*

### ACARTS Officers 2023

**President**

Chris McCullough W9TSB  
260-312-2750  
kd9lrw(at)gmail.com

**Vice President**

Dan Dahms N9WNH  
260-503-4163  
n9wnh(at)arrl.net

**Secretary**

(open)

**Treasurer**

Howard Pletcher N9ADS  
260-747-5252  
n9ads(at)arrl.net

**Station Manager**

Jim Sampiere KD9NPL  
260-999-8132  
Kd9npl(at)gmail.com

**Fundraising Manager**

Fred Gengnagel KC9EZP  
260-704-7801  
kc9ezp(at)gmail.com

**Directors at Large**

Steve Shannon K9SKS  
260-704-5353  
k9sks(at)aol.com

Stuart Hall KD9LFW  
stuarthall(at)aol.com

James Bassett KD9WCX  
260-438-6664  
Trrrrbo(at)aol.com

**W9INX Trustee**

Dave Lindquist W9LKH  
260-485-6135  
w9lkh(at)comcast.net





## The 2023 W9DXCC Convention

Carl Luetzelschwab K9LA

This year's W9DXCC Convention was the 70<sup>th</sup> anniversary of the first W9DXCC Convention in December, 1953. Vicky and I (or just me sometimes depending on Vicky's schedule) have been going to this event since the early 1990s when we moved back north from the Dallas/Fort Worth area. The location has moved over the years, but it has always been in the Chicago area. The last three years have been at the Marriott hotel in Naperville.

The opening program was the FT8WW (Crozet) expedition by Thierry Mazel F6CUK in December 2022 thru January 2023. The presentation was via Zoom by Paul Granger F6EXV. Lots of nice pictures and good information on this operation.

Next up was Craig Thompson K9CT. He gave an interesting presentation on his new 150-foot crank-up rotating tower (by LUSO) with a 3-element 80m Ya-gi on top. The size of the hole and the amount of concrete needed was quite impressive – along with all the effort to get this project approved by local authorities.

I was on next with an update on Cycle 25 and what to expect for propagation over the next year or so. In summary, many are hoping that Cycle 25 gets close to being

an average cycle (like Cycle 23). At the moment, it's slightly bigger than Cycle 24 (which was the smallest in our lifetime and the 4<sup>th</sup> smallest in recorded history). The high point is the expectation that Cycle 25 is big enough to give us excellent worldwide propagation on 15m, 12 and 10m this fall and winter.

After lunch, Mark Wohlschlegel WC3W talked about the CQ DX Marathon program via Zoom. Starting January 1 of each year and running until the end of December each year, the DX Marathon is the perfect answer for the DXer who needs that extra incentive to get on the air every day. Simply work as many countries and CQ Zones as you can in each calendar year, regardless of the band or mode. This program has been going since 2006, and the highest total number of countries worked in the one-year period is 336 by PY5EG in 2015.

Next was the ARRL Forum, which I led. We had Bob Naumann W5OV (Director of Operations from ARRL HQ), John Sweeney K9EL (Central Division representative for the DX Advisory Committee), Craig Thompson K9CT (Chair of the Contest Advisory Committee) and Mike Kelly W9MK (President of the Northern Illinois DX Association, the club that puts on the W9DXCC Convention). We had many great questions (mostly DX related, of course).

Don Greenbaum N1DG finished the programs with a very interesting look at DXpeditioning with a RIB (Radio-In-a-Box – which was used in the recent VP6A and E51D operations). Hopefully this less-intrusive way to do a DXpedition will open up the Pacific Islands that do not generally allow big groups to visit. And the cost is less, too.

Prior to the Saturday evening banquet, the CW Pile-Up Contest

was run. In the end, Mike Tessmer K9NW (he operates at K9UWA a lot) came in first, Ed Picha N9EP came in second, and I came in third (out of about 15). I really enjoy the DX Pile-Up, and look forward to it each year. I actually did it once at Dayton (and was in the Top Ten)

After a nice dinner, Glenn Johnson W0GJ gave a lighter-side presentation on ham radio. There were lots of laughs, and great graphics. Glenn is a retired orthopedic surgeon, and has been on many DXpeditions.

Finally, card checking was done by W0VTT, N9AU, AE9YL and K9LA. We checked 13 DXCC applications and 4 VUCC applications. LoTW is certainly reducing the amount of paper checking.

The 2023 W9DXCC Convention ended at 9:00 PM Chicago time, and Vicky and I then drove home. We walked into the house at 1:15 AM to a bunch of happy kitties (our vet techs come twice during the day to take care of them).





## FOXHUNT CHRONICLES

### September

September's Fox Hunt was held not on the first Sunday of the month (Labor Day) or the second Sunday of the month (Findlay Hamfest), but the third Sunday. It was a beautiful day indeed, with only a slight chance of rain in the forecast. Two teams were ready at the starting point near the geographic center of Allen County (IN). Steve, W9SAN, was running solo this time as W9LAN had babysitting duty. The other team were seasoned fox hunting veterans, Jim, Al, Anne, and Carole, K9OMA, WB9SSE, KA9YYI, and WB9RUS. They had arrived a little late due to the Johnnie Appleseed Festival clogging up the bypass, but were in position ready to go at 1:30.

The Fox, Charles, KC9MUT, however, thought he was ready to go as well, that is until he blew a 15 amp fuse in his truck on the very first transmission! Quickly scrambling around his truck he found a replacement fuse and the next transmission went off without a hitch, and the hunt was on! At the start point both teams got solid S9 readings on a bearing of West-Southwest, and immediately they were motoring through

downtown Fort Wayne, extremely thankful that Charles had not chosen to hide near the J.A. Festival.

Somewhere near Swinney Park, W9SAN got off the road and into a parking lot to make sure he didn't overshoot the fox and the Burke/Pliett team continued westward. Readings looked good to continue going west, so Steve went down Illinois Road, stopping at an Aldi to get another reading. Hmm, this one is a little bit south and west.. so down Getz Road he went. After travelling south on Getz, suddenly the readings were back to the north! He had somehow overshot the fox! Heading north on Getz Road, he noticed the other team heading south! This was a surprise for sure, but also an indication that he was getting close to the fox hiding spot.

After getting a good reading at the BioLife parking lot at Getz and Illinois Road intersection, the fox appeared to be somewhere on the old Magnavox way. After turning around and heading south on Magnavox Way, the microfox could clearly be heard! Turning west on small road, Charles' truck and antenna were seen: the foxes' liar was found! Happy that he had beaten the other team, Steve began hunting as fast as possible for the microfox, as he believed that they would show up at any moment and beat him to the prize.

As it turned out, however, he

could not find the microfox and spent well over an hour before finding it in some mulch under a bush and along side a concrete curbing for a parking lot. During this time, Charles' friend, Angi, talked to a woman out walking her dog, and both of them were fascinated by the whole fox hunting concept. To Steve's amazement, the other team did not show up till he had been there for an hour and a half! Apparently, the Burke/Pliett team was having difficulty in getting reliable bearings, and criss-crossed I-69 and spent time behind the Menards store before finally arriving at the site with some hints from Charles. They then found the microfox in a matter of minutes, much to the dismay of Steve, who had taken so long and had gotten his knees really dirty!


With the hunt over, the fox and Burke/Pliett team left for some food at Culver's but W9SAN headed home. Please plan on joining us on October 1<sup>st</sup> for the second to the last hunt of the year. It is a fun way to spend a Sunday afternoon, and you learn quite a lot about your equipment.

Results follow on the next page.






Callsign	September Score	YTD Score
WB9SSE	1	10
WB9RUS	1	7
KA9YYI	1	7
K9OMA	1	11
KC9MUT	1	15
ANGIE	1	6
W9SAN	3	13
W9LAN	0	9
ALEX	0	9
HALEY	0	7
W9TSB	0	5
KD9NPL	0	5
KC9GAS	0	4
KD9DPA	0	4



73,  
Steve, W9SAN







## The Misadventures of a 4-Element Yagi

Hello fellow Fort Wayne/Northeast Indiana radio “bugs.” October brings one major item to the “seasonal table” – fall weather. Now I enjoy the autumnal season, with trees bursting into a panorama of colors reminiscent of Bob Ross’s paintings, the smells of pumpkin spice everything (from candles to culinary goodies), and the ever-popular cool evenings and brisk mornings. What I do not enjoy in the season of October is its predilection for cold, wet, rainy weather patterns, particularly as such soggy weather usually dampens my outdoor antenna projects. This month’s *Tuning Up* article is a recollection of an incident station AC9EZ underwent this past summer, with the following moral – if an antenna fails and you are short on time, think creatively!

### The Background – the Scene of the Crime

As many of you probably know, I act as net control operator for the local “No Name Net,” founded by Fort Wayne’s very own KB9OS (also assistant net control operator and net trustee.)



*A close up of the author's 2-meter yagi secured to the top of the mast.*

Net control stations usually have the responsibility for putting out a strong radio signal, so as to access the repeater on which the net is held solidly and consistently. If a strong signal is not being emitted from net control, chances are net control will “fall out” of the repeater system, generally observed as broken, garbled audio and multiple protesting courtesy tones emitted from the repeater.

This summer, one of my first big projects to help celebrate the end of another school semester was to re-deploy an external 2-meter antenna system. I had not had an external 2-meter antenna deployed outside the house since about late summer of 2022. The prior antenna was a 2-meter/70-centimeter j-pole, made out of 450 Ohm window line and gifted to me by a ham radio buddy in the Fort Wayne area. Unfortunately, said j-pole antenna went the way of all mortal flesh, shuffling off its “mortal coils” and promptly splitting into two pieces following a particularly nasty spell of summer weather. After the “Great Schism” of this antenna (Christian church historians recognize this term?), I became too busy to get another

external antenna built and installed (classes and homework have a way of gaining one’s attention in a big way.) Summer of 2023, I decided on a late “New Year’s” resolution – to install an external antenna.

I soon had a 4-element, 2-meter yagi mounted on a total of 16’ of aluminum mast. The mast, consisting of 4’ sections of military surplus camouflage poles, was lashed to the back post of a wooden enclosure we built to house our municipal garbage and recycling bins. The antenna itself is mounted using a PVC T-connector, which slides over the boom to the balance point of the antenna. A short section of pvc pipe comes down from the T-connector, sliding into the top-most section of the mast, with gorilla/duct tape holding it in place. This is not exactly a high-tech or professional set up, but if NASA can patch together emergency respirators for the Apollo 13 mission, I can use duct tape for a slightly less harrowing purpose.

The entire system is affectionately called my VHF “Tower 2,” with “Tower 1” in the backyard and consisting of more military surplus camo poles holding up a 5-element 6-meter yagi. Both beams are used, with a combined age of probably 40-80 years (as a rough estimate). The 2-meter yagi itself utilizes an older style of construction, with elements divided in half. Each half of the element slides into opposite sides of an element-to-boom mounting assembly,



which is secured to the boom using a screw, nut, and friction.

Due to the less than permanent method of affixture of the yagi to tower 2, the antenna would frequently rotate in all kinds of mentally deranged polarization angles, from strict horizontal polarization to skewed polarization to “I don’t know what to call it” polarization. My guess was that the thriving local squirrel and raccoon population was undoubtedly displeased with my initial horizontal polarization choice and had decided to rotate the yagi’s polarization to one more suitable for their respective over-the-air television reception needs.

Eventually, one morning, about three weeks ago, I came back home to discover tower 2 was antenna-less. A quick usage of ocular perception indicated a blatant failure of the installer to secure said antenna to the tower, resulting in the yagi coming loose from its position and plummeting to earth. Whether this downward flight was due to the antenna coming loose (perhaps the wind or a branch struck the yagi?) or if an animal a little too weighty for the antenna’s tastes landed at an awkward angle on the antenna is unknown. What is known is that the antenna suffered a severely bent element, which, upon attempts to bend back to the correct angle, promptly snapped, leaving 2 inches of itself in the element-to-boom clamp, and the rest of the 16 inches or so in my tremulous

hand.

What to do? Well, at the time, I had about 2 hours before the Sunday night No Name Net, so any options I chose were going to be limited. Additionally, I knew that I had some heavy-duty schoolwork coming due in the next several weeks, so a more elegant solution to the problem was not in the cards. Eventually, I decided on the cheapest, cleanest method available – turning my 4-element yagi into a 3-element yagi, by removing the reflector element (the element which had bent and subsequently snapped.)

Most of you folks probably know that placing a length of wire or tubing (called a reflector) behind a dipole (a “driven element”) will increase the signal strength of the antenna system by approximately 3 dB (depending on the length chosen for the reflector and reflector to driven element spacing.) This reflector, besides boosting the forward gain of the system, also acts to reject the reception of noise and extraneous signals, approaching the driven element from the rearward direction. As one adds slightly smaller (called “director (s)”) elements in front of the driven element, the main radiating lobe/pattern of the antenna narrows, resulting in better noise rejection and more of “punch” in the direction of the main lobe of radiation. Additionally, as the antenna increased in overall length, the interplay of

director, driven, and reflector elements all contribute to the overall gain of the antenna, with a gain of approximately 4-7 dBi for a 3 or small-spaced 4 element yagi. (See the ARRL’s *Antenna Handbook* for a more in depth discussion on yagi design and gain discussion).



*The modified 2-meter yagi, now with 3 elements instead of 4 elements.*

Most yagis with two or three elements usually use a reflector and driven element (for 2-element yagis) and a reflector, driven, and two directors (for a 4-element yagi). My 2-meter yagi is of the latter design, with a reflector, driven element, and two director elements, for a total gain of roughly 7-11 dBi (including ground reflection gain if polarized horizontally). Essentially, in looking at the damage to the antenna and analyzing how much time I had before I needed to be on air for the net, I figured I had two choices to solve my antenna woes. Choice

one was to get the last of the damaged reflector element out of its element-to-mast clamp, and then insert either a spare piece of aluminum tubing or the slightly now-shortened piece of reflector element in its original position. This choice was going to be difficult, as some of the nuts/bolts holding that clamp to the boom were probably originally installed 20 years ago and were thoroughly rusted. Additionally, I did not have any spare tubing of the correct diameter needed for that clamp, nor did I feel good about putting a shortened reflector element back into the system.

Choice two, the more drastic option, was to totally remove the clamp and use the yagi as-is, with a driven element and two directors. Such an option is not unheard of in the HF world, with several articles published in *QST* on folks designing and building yagis that are “reflectorless.” Although this is not an option frequently used for VHF/UHF yagi design, the principle (s) remain the same. This second option was what I chose to do.

After about 1.5 hours of intensive labor, including taking down the mast, pulling off the clamp on the antenna, re-securing the antenna slightly more securely to the mast, and putting the mast back up, I was back in business! A quick check with my trusty MFJ antenna analyzer showed less than 1.5:1 for all of my frequencies of interest, so I

knew I would be able to use my 2-meter base rig without risking blowing out the finals due to horrendous swr-induced power reflections.

On a quick side note, be assured that the reflector element usually has a noticeable affect on tuning and resonance for any kind of yagi (along with the first director). However, as I had more than 50 feet of thin coax cable connecting the yagi to my base rig, I knew that my feed line loss would lower any swr mismatch caused by the reduction of the important reflector element. Additionally, the swr check with the analyzer confirmed the presence of a low swr. Since I only needed an antenna to reach a repeater a scarce 3-5 miles from my house, I was not too concerned about loss and antenna gain decreases.

Signal reports have been good so far, with a strong, stable signal into the 146.910 and other local repeaters. For now, I will probably continue to use this antenna as it is, although I am by no means finished with re-establishing a more professional set up on tower 2. Stayed tuned for part two of this saga sometime in the future.

*73 de Jim AC9EZ*



## Exploring FT8 . . . Is it for you?

I've been identified as one who has gone to the dark side. . . I'm now using an Icom 7610 as opposed to the Elecraft K3 AND, for the first time ever, have made FT8 contacts! With thousands of cw contacts in my past, I thought I should explore all the claims made about FT8!

1. When a band appears dead with no cw or ssb signals, there probably will be FT8 signals. So it happened my first evening on FT8 2 weeks ago. It was 10:30 at night and there were no signals on 15 phone or cw but 21.074, the FT8 portion of 15, was filled with DX! Within a short period of time, I worked China, Japan, Korea, Australia, and New Zealand . . . in fact there were multiple contacts with Japan, China, and Australia! Where did these stations come from? 15 Meters was dead – or so it originally appeared.
2. You don't need a lot of power to make an FT8 contact. With that in mind, I powered down the station to 40-50 watts and proceeded to make contacts with a focus on 10 and 15 meters. In two weeks I made 400 FT8 contacts. . . some of those were using less than 10 watts! (I will add that having a yagi sure helps!)





3. There is a lot of DX on FT8. Of the 400 contacts that I made these past two weeks, 365 of those were DX and I worked a total of 120 different countries.
4. Some DXpeditions only operate FT8. One recent expedition produced a new country for me: T22T – Tuvalu only operated on 10 and 15 meters FT8.
5. Working FT8 is like watching paint dry. This past Tuesday I meticulously sanded and painted our metal patio furniture. As I sat and watched the first coat of paint dry I watched the FT8 monitor as I worked DX stations on 15 meters. I cant say there was much difference between the two observations. I also managed a two meter repeater contact and some casual chat with Deb during this time!

While I'm not gung ho on this mode, I'm glad I added it to my overall ham radio experience. I worked some new countries and I know that if I'm bored with no cw activity, I can always bring up the WSJT program along with Grid Tracker and make some contacts. I have fun making little goals for myself and then pursuing them. For this adventure, I wanted to work 100 countries in 7 days . . . and I fell 4 short of my goal. Even still, 96 countries in 7 days is pretty good. (As of 14 days I've worked 120 countries on FT8.) Out of curiosity today, I decided to load up my 40 meter dipole on 15 meters and see what I could work with 10 watts in 15 minutes: Croatia, Spain, Germany, England, Italy, and east coast US. So perhaps this can be a little motivation for you to get a bit more active in our hobby. With so many people using Icom 7300's, no extra sound card is needed and the connection is simple. (And if you're not quite sure how to do it, check out YouTube!) See you on the air!

*Ken - N8KR*

The screenshot shows the WSJT-X v1.8.0 interface. At the top, there's a menu bar with 'File', 'Configurations', 'View', 'Mode', 'Decode', and 'S'. Below that is a 'Band Activity' table with columns for UTC, dB, DT, Freq, and Message. The table lists several contacts, including CQ BG4NN, CQ BG4VR, CQ RA0AA, JA3YUA, RD0, BH4T, and UA0JG. Below the table are buttons for 'Log QSO', 'Stop', and 'Monitor'. A frequency display shows '20m' and '14.074 000'. There are also buttons for 'DX Call' (BG4VR) and 'DX Grid' (OM93), along with 'Az: 270' and '1542 km'. A 'Lookup' and 'Add' button are also present. At the bottom, a large display shows the date '2017 11 15' and time '02:36:39'. A status bar at the very bottom indicates 'Receiving' and 'FT8'.

UTC	dB	DT	Freq	Message
023445	3	0.1	1023	~ CQ BG4NN
023445	-1	-0.2	1368	~ CQ BG4VR
023445	-2	-0.2	1575	~ CQ RA0AA
023515	0	-0.2	1368	~ JA3YUA
023515	-2	-0.1	893	~ RD0
023515	-5	0.5	927	~ BH4T
023515	6	0.1	1023	~ CQ BG4NN
023515	-3	-0.1	1576	~ CQ RA0AA
023515	-9	0.3	847	~ UA0JG
023545	1	-0.2	1367	~ JA3YUA
023545	-6	0.3	847	~ UA0JG
023545	2	0.1	1023	~ CQ BG4NN
023545	-3	0.1	1576	~ CQ RA0AA
023615	2	-0.2	1367	~ JA3YUA
023615	-11	0.3	847	~ UA0JG
023615	-5	-0.1	893	~ RD0
023615	5	0.1	1023	~ CQ BG4NN
023615	-4	-0.0	1576	~ BH4TY






## The Zombie Shuffle

Hey CW ops . . . here's a fun event. Friday night, October 27<sup>th</sup> from 4pm to midnight, the 25<sup>th</sup> annual Zombie Shuffle will take place. This is a qrp (5 watt) event: use a keyer or bug or straight key at a slow speed. You can work the same station on different bands PLUS you can work a station again on the same band 2 hours after you worked him before. There's a lot of activity and listen for stations calling, "CW BOO" or call, "CQ BOO" your self.

The exchange is quite simple: **RST – STATE – Zombie Number or your Area Code - NAME**. You can request a lifetime

Zombie Number by following the link on the Zombie Shuffle webpage: <http://zianet.com/qrp/ZOMBIE/pg.htm> (or email Jan – N0QT (at) zianet.com)



You will also find a downloadable score sheet along with all of the rules and info regarding the shuffle. If you don't want to use your real name, make up a theme-related name. Here are some names I worked last year: Chucky, Jason, Igor, Fester, Pugsley, Boris, Elvira,

Lazarus, and Ghoul. Scoring is simple: add up the zombie numbers/area codes on each band, then add all of the band totals together for a huge score! A typical qso could be:

CQ BOO de W9HT k  
N8KR  
N8KR 599 IN 260 Josh  
QSL Josh 599 IN 1582 PJ  
TU 73 de W9HT

Silly? Stupid? Fun!!! Visit the webpage, email Jan for a Zombie number (or use your area code), and join in the fun . . . and remember it's qrp, so dial the power down. What goofy name might you choose?

73,

*Ken, N8KR*



**Local**

**SK CC**  
 Straight Key Century Club

**News**

**September 2023**

New members: WA9MAC

Operating Activities during the month follow.

For the Weekend Sprintathon (WES) from September 9-10, the following local operators participated. QSO count is shown.

KS9KCC (multi-op) 315

WA9BBN 64

AC9XS 49

KA9GKE 30

KA9ERV 18

WB9TYJ 16

W9GOO 10

N9DGL 10

N8KR 3

N9SE 3

For the Two Hour Straight Key Sprint (SKS) on Tuesday evening, September 26, 8-10 PM local, the following local operators participated. QSO count is shown.

N8KR 64

NE9EE (K9FW, op.) 62

W9HT 33

KR9U 29

WA9BBN 22

AC9XS 21

W9GOO 15

W9LW 11

KA9GKE 7

73,

*Ed, WA9BBN*

**OPERATING EVENTS**

**2023**

**OCT 7-8** OCEANIA DX CONTEST, PHONE

**OCT 14-15** SOLAR ECLIPSE QSO PARTY

**OCT 25** SKCC SKS

**OCT 27** ZOMBIE SHUFFLE

**OCT 28-29** CQ WW DX CONTEST, SSB

This information comes from the WA7BNM Contest Calendar at [contestcalendar.com](http://contestcalendar.com) and is gratefully acknowledged. It is deemed accurate as of the time of publication.

IN OCTOBER AND NOVEMBER THERE IS A TRAINING CLASS FOR THE EXTRA CLASS LICENSE. IT WILL BE HELD AT THE COMFORT SUITE AT 1137 W 15 ST. IN AUBURN, IN FROM 6:30 PM UNTIL 8:30 PM. THE CLASSES ARE ON TUESDAYS AND THURSDAYS DURING OCTOBER AND NOVEMBER STARTING OCTOBER 10TH. THERE IS NO FEE. WE WILL USE THE GORDON WEST BOOK FOR THE CLASS. FOR MORE INFORMATION, CONTACT JEFF DELUCENAY, KB9QG AT DELUCE (AT) FRONTIER.COM





This section of the Allen County HamNews is available for local hams to list any ham radio related gear for sale or to place any ham radio related want ads.

Listings are posted for one month, but can be renewed upon request of the editor.

Please see page two for contact information.

These were used as shipping cases for high power transmitter FRU modules (Field Repairable Unit) about a decade ago when we (SonSet Solutions, formerly HCJB Engineering Center) were producing and servicing 100KW shortwave transmitters to various partners around the world. We are no longer using them and they've been sitting outside under a storage trailer for many years. They are weather-tight sealed (still dry on inside, although some rust on outside hardware), and are also lockable. (The gray model easily fits airline baggage size requirements, and the yellow model was routinely checked as baggage ten years ago but airlines are getting more stringent on sizes, so its 64" total l+w+h may no longer qualify.)

SonSet Solutions management gave me permission to sell them to gain funds to purchase other items that our non-profit mission needs. Several people were interested in them for use as Field Day or other event cases, but wanted to check with others first so I still have ten of them left. They are still available on first come, first served basis for pickup from our building here in SW Elkhart. We're asking \$25 each.

Here are the details:

4 units, yellow, 31.5w x 21.5 d x 10.5h (outer), 28w x 18d x 8.5h (inner)

6 units, gray, 24.5w x 23.5d x 10h (outer), 21w x 20.5d x 9.5h (inner)

Contact Leon Amstutz, WB9BAT at lamstutz (at) sonsetsolutions.org or 574.970.4252 Ext. 239





8 HP 4KW generator. Coleman Powermate 54 series.

Occasionally misses while running. Likely needs points and Capacitor. Mounded on a hand truck for portability. A good field day generator. \$25.00

Contact Jim, KR9U at jbwolf (at) comcast.or call 260-637-6434

43 foot vertical, self support, no guys needed or wanted. Wind rating 92 MPH. Tilt base. 2kw rating.

\$150

Contact Al K9FW on 146.91 repeater.



Yaesu FT-8800R 2m/70cm FM mobile transceiver. Up to 50

watts output on VHF, up to 35 watts output on UHF. Dual, simultaneous reception, V/U, V/V, or U/U. Crossband repeater function.

Programmed for all Fort Wayne 2 meter and 70 cm repeaters. Used only as base station, never installed in a vehicle. Includes YSK-8900 front panel separation kit (\$60 value) and RT Systems USB-programming cable (\$30 value). Was working great when I removed it from service to replace it with an FTM-300D. \$350. Contact Jay Farlow, W9LW, w9lw (at) arrl.net.

Hy-Gain VB-23FM 3-element 2m Yagi beam antenna. New in box, never assembled. 8.3 dBi gain, 20.0 dB front-to-back ratio. Rated for up to 500 watts peak envelope power. Retail value, \$110.


\$60. Contact Jay Farlow, W9LW, w9lw (at) arrl.net.

17 inch monitor with VGA only interface. \$10

Contact Steve, W9SAN at w9san (at) yahoo.com



Old style CW iambic paddles.



Nice condition.

\$40

Contact Al K9FW on 146.91 repeater.

This space is available for your wanted or for sale items next month! Contact the editor for more information.



Area Nets (updated as of 10/1/23)					
Daily			Tuesday		
8:00 AM	3.535	Daily (QIN) Indiana Section CW net	7:30 PM	147.150+	21 Repeater Group Net (97.4 PL)
8:30 AM	3.912	Daily Indiana Traffic Net	8:00 PM	50.580 USB	FWRC 6-Meter SSB Net
6:00 PM	3.910	Daily Indiana Traffic Net	9:00 PM	146.940-	Allen Co. ARES Training Net (141.3 PL)
6:30 PM	146.880-	IMO (alternate is 146.940)	Wednesday		
7:00 PM	147.015+	Tri State Two Meter Net	--	--	--
8:00 PM	3.535	Daily (QIN) Indiana Section CW net	8:00 PM	145.270-	Whitley Co. ARES (141.3 PL)
Week-days			8:00 PM	50.580 FM	FWRC 6-Meter FM Net
9:00 AM	3.820	Little Red Barn Net	9:00 PM	146.940-	Help and Swap Net (141.3 PL)
Sunday			Thursday		
8:00 PM	444.550+	Whitley Co. ARC Sunday Night Net (141.3 PL)	8:00 PM	D-STAR	Indiana D-STAR net (Note 3)
8:30 PM	146.910-	"No-Name" Net also on EchoLink Node number 519521	8:00 PM	50.580	AM 6-Meter AM Net
9:00 PM	145.53 simplex	Northeast Indiana Packet Net 1200 baud (Note 2)	8:30 PM	145.510 simplex	Allen County ARES Digital Operations Team Training Net (Note 4)
Monday			Saturday		
8:00 PM	224.780-	Fort Wayne 224 Net	8:00 PM	146.685-	Huntington ARES(141.3 PL)

1. All times local time. **Any changes or corrections should be submitted to the newsletter editor at drjoshlong (at) gmail.com.**
2. NEIPN is direct accessible via any BPQ Chat Node (or through Node hopping etc.) via other packet frequencies in this area and other areas through other nodes (it is locally direct accessible on 145.53 in NC & NE Indiana/NW Ohio and SE Michigan using KA9LCF-11, KC9VYU-11, N9LCF-11, N9PXO-11, K9BIF-11) Most BPQ Nodes use an SSID of -11.
3. Reflector REF024B.
4. Net starts using BPSK-31 and switches to BPSK-250 after roll call to pass traffic etc. NBEMS suite of software (FLDIGI, FLMSG, and FLAMP) is preferred.
5. Indiana HF Traffic Nets Web Site: <http://www.inarrl.org/index.php/public-service/indiana-nts>

Area Repeaters (updated as of 10/1/23)							
Frequency	Offset	Tone/Notes	Callsign	Frequency	Offset	Tone/Notes	Callsign
				442.6375	+5 MHz	MDR CC1	N9MTF
145.330	-0.6 MHz	141.3	W9FEZ	442.99375	+5 MHz	D-Star W9TE-B	W9TE
146.880	-0.6 MHz	--	W9INX	443.100	+5 MHz	DMR CC1	K9MMQ
147.255	+0.6 MHz	--	W9INX	443.275	+5 MHz	P25 NAC # 293	K9MMQ
146.760	-0.6 MHz	141.3	W9TE	444.250	+5 MHz	141.3	W9AVW
146.910	-0.6 MHz	--	W9TE	444.800	+5 MHz	--	W9FEZ
146.940	-0.6 MHz	141.3	W9TE	444.8750	+5 MHz	141.3	W9TE
		FM / C4FM					
224.780	-1.6 MHz	--	W9FEZ				

**FWRC Membership Application**

Name: \_\_\_\_\_ Call Sign: \_\_\_\_\_  
 License Class: \_\_\_\_\_  
 Street address: \_\_\_\_\_ City: \_\_\_\_\_  
 State: \_\_\_\_\_ ZIP: \_\_\_\_\_ Phone #:(\_\_\_\_\_) \_\_\_\_\_  
 Email address: \_\_\_\_\_ ARRL Member? \_\_\_\_\_  
 (ARRL membership helps the club maintain ARRL affiliation)  
 May we list your name, call & email address in our membership roster & on our club web site? Yes or No

Fort Wayne Radio Club dues:

Regular membership	\$25.00 / year
Family membership <sup>1</sup>	\$35.00 / year
Student membership <sup>2</sup>	\$5.00 / year
Associate membership <sup>3</sup>	\$20.00 / year

(Memberships for July-December are ½ the stated amounts)

Please attach a check to this form (paying by check is strongly encouraged) made out to:  
 Fort Wayne Radio Club (check number \_\_\_\_\_) and bring to a club meeting or mail to:  
 Fort Wayne Radio Club  
 P.O. Box 15127  
 Fort Wayne, IN 46885-5127

- 1: Please list all names and calls on an attached sheet.
- 2: K-12 or full time student.
- 3: Unlicensed member.

**ACARTS Membership Application**

Name: \_\_\_\_\_ Call Sign: \_\_\_\_\_  
 License Class: \_\_\_\_\_  
 Street address: \_\_\_\_\_ City: \_\_\_\_\_  
 State: \_\_\_\_\_ ZIP: \_\_\_\_\_ Phone #:(\_\_\_\_\_) \_\_\_\_\_  
 Email address: \_\_\_\_\_ ARRL Member? \_\_\_\_\_  
 (ARRL membership helps the club maintain ARRL affiliation)  
 May we list your name, call & email address in our membership roster & on our club web site? Yes or No

ACARTS dues:

Regular membership	\$12.00 / year
Additional family members <sup>1</sup>	\$6.00 / year
Student membership <sup>2</sup>	\$6.00 / year
Associate membership <sup>3</sup>	\$6.00 / year

(New regular memberships are \$1.00/month)

Please attach a check to this form (paying by check is strongly encouraged) made out to:  
 Allen County Amateur Radio Technical Society (check number \_\_\_\_\_) and bring to a club meeting or mail to:  
 A.C.A.R.T.S.  
 P.O. Box 10342  
 Fort Wayne, IN

- 1: Please list all names and calls on an attached sheet.
- 2: K-12 or full time student.
- 3: Unlicensed member.



FALL  
2023

COMING THIS FALL

# Get your FCC ham radio license

*Join the fun on the  
airwaves!*



**COMING SOON!**



STAY TUNED TO AN UPCOMING  
EDITION OF THE ALLEN COUNTY  
HAMNEWS FOR MORE INFORMATION!

More details to follow in  
the next edition of HamNews